



2023 Apollo Projects NZ Swimming C...



Swimming New Zealand



200m Breaststroke Wo... Heat

Points Swimmers Files Scoreboard



- Session 1 Sat | 10:10 AM Session 2 Sat | 05:40 PM Session 3 Sun | 10:10 AM Session 4 Sun | 05:40 PM Session 5 Mon | LIVE Session 6 Mon | 05:40 PM Session 7 Tue | 10:10 AM Session 8 Tue | 05:40 PM



Table of session events for Session 5 Monday 10:10 AM, including 400m Freestyle Men Heat, 100m Butterfly Women Heat, 200m Breaststroke Men Heat, 50m Backstroke Men Heat, 100m Butterfly Men Heat, and 400m Freestyle Women Heat.



24 400m Freestyle Women Heat Official

Main results table for 400m Freestyle Women Heat, listing competitors like Fairweather, Deans Caitlin, Thomas Eve, Allott Keira, Bennett Bro..., Heath Ruby, Hay Sophie, and Finer Emilia with their respective times and club affiliations.

150m: 1:39.18 (34.58) 200m: 2:13.89 (34.71)  
250m: 2:48.69 (34.80) 300m: 3:23.58 (34.89)  
350m: 3:58.41 (34.83) 400m: 4:31.26 (32.85)


9  **Emmett Oliv...** 15  **Hamilton Aq...** +0.73 **4:31.83**  
Entry: 4:30.42 (+ 1.41)  
50m: 30.12 100m: 1:03.19 (33.07)  
150m: 1:37.57 (34.38) 200m: 2:12.37 (34.80)  
250m: 2:47.40 (35.03) 300m: 3:22.70 (35.30)  
350m: 3:58.08 (35.38) 400m: 4:31.83 (33.75)


10  **Osborne Su...** 17  **North Shore ...** +0.70 **4:32.36**  
Entry: 4:21.63 (+ 10.73)  
50m: 30.21 100m: 1:03.82 (33.61)  
150m: 1:37.98 (34.16) 200m: 2:12.54 (34.56)  
250m: 2:47.38 (34.84) 300m: 3:22.53 (35.15)  
350m: 3:57.67 (35.14) 400m: 4:32.36 (34.69)

11  **Wansbroug...** 16  **Aquabladz ...** +0.81 **4:32.54**  
Entry: 4:26.43 (+ 6.11)  
50m: 30.69 100m: 1:04.42 (33.73)  
150m: 1:39.20 (34.78) 200m: 2:14.10 (34.90)  
250m: 2:49.00 (34.90) 300m: 3:24.27 (35.27)  
350m: 3:59.30 (35.03) 400m: 4:32.54 (33.24)



12  **Hamblyn-O...** 17  **Coast Swim...** +0.68 **4:33.44**  
Entry: 4:34.67 (- 1.23)  
50m: 31.25 100m: 1:04.95 (33.70)  
150m: 1:39.00 (34.05) 200m: 2:13.52 (34.52)  
250m: 2:48.53 (35.01) 300m: 3:24.24 (35.71)  
350m: 4:00.18 (35.94) 400m: 4:33.44 (33.26)


13  **Peters Chloe** 15  **Hamilton Aq...** +0.69 **4:33.45**  
Entry: 4:30.31 (+ 3.14)  
50m: 30.79 100m: 1:04.87 (34.08)  
150m: 1:39.53 (34.66) 200m: 2:14.64 (35.11)  
250m: 2:50.13 (35.49) 300m: 3:25.18 (35.05)  
350m: 4:00.15 (34.97) 400m: 4:33.45 (33.30)

14  **McEwan Tal...** 17 **Mt Maungan...** +0.76 **4:33.49**  
Entry: 4:21.83 (+ 11.66)  
50m: 30.30 100m: 1:03.18 (32.88)  
150m: 1:37.21 (34.03) 200m: 2:12.12 (34.91)  
250m: 2:47.38 (35.26) 300m: 3:23.16 (35.78)  
350m: 3:58.78 (35.62) 400m: 4:33.49 (34.71)

15  **Fowler Sam...** 18 **Pirates Swim...** +0.78 **4:33.92**  
Entry: 4:35.89 (- 1.97)  
50m: 31.59 100m: 1:06.03 (34.44)  
150m: 1:40.67 (34.64) 200m: 2:15.29 (34.62)  
250m: 2:49.61 (34.32) 300m: 3:24.28 (34.67)  
350m: 3:59.32 (35.04) 400m: 4:33.92 (34.60)

16  **Tapper Alys...** 15  **St Peter's S...** +0.72 **4:35.51**  
Entry: 4:36.34 (- 0.83)  
50m: 31.27 100m: 1:05.34 (34.07)  
150m: 2:50.01(1:44.67) 200m: 2:15.41  
250m: 3:24.82(3:24.82) 300m: 3:24.82(3:24.82)  
350m: 4:00.79 (35.97) 400m: 4:35.51 (34.72)

17  **Brennan Eli...** 16  **Coast Swim...** +0.67 **4:42.15**  
Entry: 4:39.22 (+ 2.93)  
50m: 31.74 100m: 1:06.08 (34.34)  
150m: 1:41.37 (35.29) 200m: 2:16.68 (35.31)  
250m: 2:52.95 (36.27) 300m: 3:29.41 (36.46)  
350m: 4:06.60 (37.19) 400m: 4:42.15 (35.55)

18  **Austin Amel...** 16 **St Paul's Swi...** +0.75 **4:43.55**  
Entry: 4:34.88 (+ 8.67)  
50m: 30.68 100m: 1:05.69 (35.01)  
150m: 1:40.88 (35.19) 200m: 2:17.53 (36.65)  
250m: 2:53.83 (36.30) 300m: 3:30.63 (36.80)  
350m: 4:07.32 (36.69) 400m: 4:43.55 (36.23)